



FRAMING GUIDELINES (page 1 of 2)

UNACCEPTABLE HANGING APPARATUS: No clip frames or saw tooth hangers, please:



These won't hold either:




ACCEPTABLE HANGING APPARATUS: Works must be securely and suitably framed with screw eyes/D-Rings and wires firmly attached to the frame itself - not to the backing




Make sure your wire is attached with enough wire, wound very tightly, and make sure you use screws long enough that they won't pull out of the frame. Wires must be attached 1/3 from the top of the artwork for wall installation. Wires should not reach the top of the artworks.

HOW WORK IS HELD IN FRAME (page 2 of 2)

Do not use spring clips to hold canvases in place.



ACCEPTABLE METHOD OF ATTACHING PAINTING TO FRAME:



Paintings on panel should be held in with points attached via a point driver. Gallery-wrapped canvases may be submitted unframed. Note: edges must be finished; no staples, tacks, or tape visible. Do not tape work into the frame.



Please use frames in good condition. Photographs are not acceptable on stretched canvas. Photographs matted under glass or mounted on metal are acceptable. Works on paper should be matted and any work with a paper mat must have a protective covering of glass or Plexiglas. Still wet work or incomplete work will not be exhibited.